

Missional activities with children, young people and their families







Guidance and information on how to start
missional activities for children and young people





This booklet provides getting started guidance (page 3) and information on how to start missional activities for children and young people (see table below). For each of the activities it is recommended that you first read the 5 steps to getting started guide. The most relevant sections have been highlighted for each activity where applicable.

The Diocese website will be updated with any new relevant material to assist churches in reaching out to communities. Seasonal resources can be found at: <https://www.cofe-worcester.org.uk/seasonal-resources>

Age	Resource		Page
Pre-school	'Your Baptism Journey'		A resource to help churches disciple and keep in touch with baptism families. p5
	Toddler Groups		A resource to help churches intentionally share faith through toddler groups. p6
	'mainly music'		Information about a toddler music session, including Christian songs. p7
Ages 4 - 11	Faith through Cartoons	<i>Faith through Cartoons</i>	A resource to help churches disciple and keep in touch with families with children aged 4-8. p8
	After School Club		A short guide to help churches set up and run an after-school club in school or church. p9
	Holiday Club		A guide to help churches explore how to set up and run a holiday club in school, church or community space. p10
	'Open the Book'		A resource which provides a 10-15 minute fun interactive presentation of a Bible story which can involve the whole school in an assembly. p11
	Schools' Work		Suggested ideas to help create and build healthy links with local schools. p12
	Sunday provision for children		A guide that explores ways to set up and review Sunday morning children's ministry. p13
Young People	Youth Group		A guide to explore how to set up and run a youth group. p14
	Faith through Films	<i>Faith through Films</i>  <i>Faith through Films</i> 	A resource which uses films to disciple young people and to keep in touch with their families. There are two sets of resources: Screen 1 is aimed at children aged 8+ Screen 2 is aimed at young people aged 12+ p15
All age/Intergenerational Worship	Intergenerational worship / Worship for all		A guide for including people of all ages and abilities in church worship. p16
	'Messy Church'		A guide to help churches set up and run 'Messy Church.' p17
	'Brick Church'		A guide to help churches explore faith through Lego®. p18
	Forest/Outdoor Church		A guide to help churches set up and run outdoor worship for families. p19



Five Stages for launching a new ministry group

Design

- I. Define the vision and purpose of the group. Consider the who, what, when, where and how questions.
- II. Share the vision with the church leadership. New activities need to be authorised by the PCC to be covered by insurance. This also ensures that church leaders are fully supportive of the group and can ensure adequate budget and resources are released.
- III. Pray as a team and as a church as you think through this new initiative.
- IV. Consider visiting similar activities run by other churches to help build up a picture of what it could look like.

Recruit

- I. Consult with the Parish Safeguarding Officer (PSO) about the safer recruitment process before recruiting volunteers.
- II. If the group is for children or vulnerable adults, details of the group will need to be added to the safeguarding dashboard. The Parish Safeguarding Officer will need to do this and will need to know specific details of people involved before the group can commence.
- III. Safely recruit volunteers (See DBS eligibility chart) which includes preparing job descriptions for the volunteers and person specifications for the leaders. There are templates already available. The PSO will help with this.
- IV. Ensure there are enough leaders to run the group safely. If parents are not present be aware of child/adult ratios.
- V. Share the vision and volunteer opportunities across the church community so that people can express an interest and volunteer. Consider personally inviting volunteers who have the gifts and skills required as this can often be more fruitful.
- VI. Signpost leaders to the safeguarding training courses. Ensure volunteers complete the required training. The PSO will help with this.

Prepare

- I. Advertise well ahead of time and consider the best places to promote the group. This might include leaflets sent out from local schools, social media community group posting, displays, banners or feather flags outside the church.
- II. Train volunteers so they are equipped to do the task required of them. Consider the activity as a whole and ensure all areas are well prepared for e.g., handling difficult situations or behaviour and what is expected of helpers when parents are/are not present at the group. If this session takes place within a school how situations are dealt with may come under school policies.
- III. Practice: gather the team to walk through the first session.
- IV. Complete a risk assessment to ensure safe running of the group. If the group is to run regularly, it may be helpful to photograph the room/venue setup and create an opening/closing checklist for each session. The nominated Health & Safety officer will help with this.
- V. First Aid: The premises should have an adequate first aid kit and incident forms. The risk assessment will alert the volunteers to any specific needs that might arise. It is good practice to have a trained first aider present.
- VI. Food hygiene: When food is regularly served it is good practice for those preparing and serving food to undertake a level 2 food hygiene course. These are readily available and affordable online. It is a legal requirement when selling food to members of the public to have a level 2 food hygiene certificate. Pay attention to any allergen/dietary information on consent forms and ensure that food is appropriately labelled.
- VII. Print Consent forms / Registers: include allergy, medical information, photography, video consent and usage. There are templates available. Forms must comply with the church's data protection policy (GDPR). This will ensure that personal details are stored securely and accessed only by certain leaders. There should be a simple process for families to withdraw consent. Consent forms should be stored safely as they are confidential documents (See the data protection officer). Paper documents should be physically locked away, electronic documents should be stored in password-protected files. It is recommended that photos should not be taken using personal devices and images should be stored as per GDPR.



Five Stages for launching a new ministry group continued

Launch

- I. Ensure that leaders and helpers arrive in good time to set up.
- II. Allow time to gather as a team in prayer before the session starts.
- III. Ensure the group is welcoming, friendly and hospitable.

Review

- I. Consider meeting regularly as a team to discuss and review the session. Consider using evaluation forms that will allow everyone in the team to feedback their thoughts.
- II. Implement any new ideas or changes in future events.
- III. Continue to nurture and care for the volunteer team, serve each other and pray together.
- IV. Set times to explore the vision of the session, to remind the team of the vision, to make sure it is still relevant and consider if it needs to change direction.



For more information visit:

Ratios of adults/children for ministry groups:

<https://learning.nspcc.org.uk/research-resources/briefings/recommended-adult-child-ratios-working-with-children>

Safeguarding policy documents:

<https://www.cofe-worcester.org.uk/parish-support/safeguarding/safeguarding-policies/>

Template role descriptions:

<https://www.cofe-worcester.org.uk/parish-support/safeguarding/safer-recruitment-dbs>

Details of safeguarding training courses and template resources including risk assessment forms:

<https://www.cofe-worcester.org.uk/parish-support/safeguarding/safeguarding-training>

Template registration forms and photographic consent can be found on this webpage, under 'Practice Guidance'. The 'Safer Environment and Activities' document includes links to relevant forms:

<https://www.cofe-worcester.org.uk/parish-support/safeguarding/safeguarding-policies>

A template review/evaluation form can be found here:

<https://www.youthworkresource.com/useful-forms>



Your Baptism Journey

Research has identified that 9 out of 10 families expect the church to be in touch after their child's Baptism. 'Your Baptism Journey' has been designed to help churches to meet this expectation. Each of the resources links a popular, secular children's storybook to a Christian theme.

By forwarding the resource each month the church or parish will help the baptism families understand a little more about what Christians believe. The resource includes a Bible passage, activity suggestions linked to the story or the Biblical theme and a prayer for the family to use. A second prayer is included, to enable the Diocese and the local church to pray for baptism families.

There are 48 resources in total. Near the 1st of each month, the Diocese will forward that month's resource to the parish contact by email; this is then forwarded to the families that have agreed that the church can stay in touch with them (see GDPR). It is recommended that the church also use this email to invite families to one thing each month that would be relevant to them as a family to attend.



How to start using 'Your Baptism Journey' with baptism families:

- Decide who will be the point of contact in the church.
- Compile a group email list of baptism families who have agreed the church can be in touch (this must be emailed as a bcc (blind carbon copy) so as not to share other people's emails).
- Email shill@cofe-worcester.org.uk to join the Diocese mailing list.
- Consider writing to the baptism families to introduce them to the resource (sample letter can be found here: [1586011242.docx \(live.com\)](#)).
- We are happy for the resource to be used however it can best serve the community. Which could include: toddler groups, toddler praise sessions, (see Little Seeds), or buying some of the books to create a library, where both the resource and the book could be borrowed.

This resource has been provided by The Calling Young Disciples Team within the Diocese of Worcester.

For more information visit:

The policy document can be found here: Your Baptism Journey
<https://www.cofe-worcester.org.uk/your-baptism-journey>

There are three extra resources found on the above link:

- A resource for children starting school.
- A resource for children who might be feeling anxious.
- A resource for children coping with bereavement.



Little Seeds

The resource has been created to equip churches to lead intentional, Christian themed toddler groups. Little Seeds takes a secular book and adds a Christian message. The resource includes a short link to the Biblical theme, a prayer, a craft, a free play activity, some song ideas and some further Bible references.

Purposes of the resource:

1. To equip toddler group leaders to assist families on their discipleship journey.
2. To enable families to see that God is everywhere, in everything and how faith affects the life of a Christian.
3. To encourage parents/carers to engage with their little one through questions.
4. To encourage free play that links with the Christian theme.
5. To aid the planning of Christian based toddler groups, either as a whole group session or as a springboard for a leader's own ideas.

There are 45 Little Seeds resources in total, so this is enough to use one each week during term time. This resource can be used on an annual rolling basis, as there will be some activities not completed the first time. Some stories may be able to be used for more than one week.

Most of the books used for Little Seeds are books that families are familiar with, or easy to obtain.

How to start Little Seeds group:

- See getting started pages.
- Download the resource and policy document from the website

For more information visit:

Policy document and resources available here:
<https://www.cofe-worcester.org.uk/little-seeds>



This resource has been produced by The Calling Young Disciples Team within the Diocese of Worcester.



'mainly music' is a part of the charity 'mainly Ministries'. Churches can partner with the organisation to create 30-minute music sessions, allowing churches to intentionally share the love of Jesus Christ. The passion of 'mainly music' is to contribute to a way in which the local church people can reveal Jesus in their neighbourhood through their lives, their words, and their actions. 'mainly music' equips volunteers to help them prepare, start, and keep going in a self-funding and sustainable way.

The music session consists of 2-3 'God songs' plus other songs that families will learn and love, which is followed by 'eat chat play'. It's during this 'eat chat play' time that the local church can really get to know families and build a connection with them. During this time homemade refreshments are served.

'mainly music' groups have been running for over 30 years worldwide, with groups in the UK for over 10 years.



How to start a 'mainly music' group:

- See the getting started pages.
- Contact 'mainly music' for the welcome documents: engsolutions@mainlyministries.org
- A team of 4-5 volunteers is recommended

For more information visit:

Visit:

<https://mainlyministries.org.uk>

<https://mainlymusic.org.uk>

A session example can be found here:

<https://www.youtube.com/channel/UC7YsvEVIh01yFXPy8H-xXiA/videos>

 Faith through Cartoons

For those children who are baptised as older children the books used within the resource 'Your Baptism Journey' may be too young for the families. Therefore, the resource 'Faith through cartoons' has been designed for children aged 4 – 8. There are 12 resources which use: Bluey, Thomas and friends, Snoopy and Mister Bean cartoons (3 of each).

The resource provides a link to the cartoon, a Bible verse, some thoughts on the Biblical theme, some ideas of things to think about or do and a prayer. The hope is that a parent, friend, grandparent, God parent or guardian will watch the cartoon with the child/ren and then use the resource to discuss the Biblical theme which has been identified.

The resource is available on the Diocese website for the church to forward to the families that have agreed the church can stay in touch with them (GDPR). The church can, within the email, take the opportunity to invite families to other suitable church events as appropriate.

How to start Faith through Cartoons:

- Decide who will email on behalf of the church.
- Obtain consent to keep in touch with families.
- Visit the Diocese of Worcester website page to locate the resource and forward it via email ensuring bcc (blind carbon copy) is used.
- Introduce the resource to the family the first time it is forwarded, explaining that the families should watch the cartoon with their child, read through the resource, discuss the things to think about, action the things to do and pray the prayer.
- This resource could also be used in Sunday morning worship settings or church work specifically with Reception or KS1 children.



This resource has been produced by The Calling Young Disciples Team within the Diocese of Worcester.

For more information visit:

Resources available here:

<https://www.cofe-worcester.org.uk/faith-through-cartoons>

After school club

After-school clubs are a great way to build a positive relationship with the local school. They can be held in the school, church or community building. They could be for school-aged children or for whole families, depending on what is best in the church's context. Fun should be at the core of these groups with activities and refreshments provided. The activities can be craft-based or be kept simple by providing board games and encouraging conversation as the games are played. After-school clubs usually last about an hour.

How to start an after-school club:

- See getting started pages, bearing in mind that some of the decisions will be collaborative decisions between the church and the school.
- All of the sections in the getting started guide will be useful. When operating in a specific school, advertising may be restricted to that school.
- If the club is to take place in the church, the timings of the club may need to take account of the times the local schools close allowing time for arrival. The club will need to start with ongoing activities that are easy to access for children arriving at different times.



For more information visit:

Scripture Union's website has some helpful information about running groups in/with schools and some resources:

<https://content.scriptureunion.org.uk/what-we-doschools/groups-schools>

SYLS (Serve Your Local school) is a Scottish organisation who aim to inspire and equip churches to serve their local schools. Their website has lots of information about working with schools, which can be adapted:

<https://syls.org.uk>

Holiday Club

Holiday Clubs are a brilliant way to connect with children from the local area and to share the Good News of Jesus. They can also help to build relationships with families. Holiday clubs can be themed around sports, crafts, Lego®, gaming etc., or a mix. They can be based in a school, church or community hall and are a wonderful opportunity to work ecumenically.

Holiday clubs can last from one day to one week. If the holiday club, however, will be over 20 hours, registering with Ofsted and with the local authority will be required. The church may want to consider partnering with the local council to provide a meal see: Holiday Activity Fun program (HAF).

How to start a Holiday Club:

- See getting started pages. All of the sections are necessary for this activity. Advertising through schools and social media may work best.
- Start planning early.



For more information visit:

<https://content.scriptureunion.org.uk/resource/top-tips-running-holiday-clubs>

<https://www.sportsfactory.org.uk/how-to-run-a-holiday-club>

http://www.going4growth.com/growth_through_the_year/holiday_clubs_and_fun_days

<https://kidzministry.org/bible-holiday-club-ideas-and-resources>

<https://www.johnhardwick.org/holiday-clubs>

<https://www.premiernexgen.com/premier-ycw-magazine/down-with-holiday-clubs/8104.article>

For HAF check local council websites.

Open the Book

Open the Book (OtB) is a part of The Bible Society. Churches can partner with this organization to provide fun acts of collective worship.

Open the Book offers primary school children an opportunity to hear key Bible stories told by a team of Christians from local churches, who present the stories during school assemblies or acts of collective worship. The team can dress up if they wish but also encourage children from the school to dress up and take part. Each presentation takes around 10-15 minutes and can be incorporated into a wider school assembly or can stand alone. There is a three-year rolling programme with an additional year of material based on Christian values. The Year 1 resource could be used each year.

How to start Open the Book:

- See getting started pages; in the Prepare section, only ii & iii apply. Open the Book will provide training.
- Safeguarding applies as the team of volunteers is deemed as sent from the church but you would follow the school safeguarding policy for any issues relating to a child within the school.
- Contact the local primary school to see if they would like OtB assemblies, see the letter in the link below. In some cases OtB has contacted churches as schools do go directly to them requesting these assemblies.
- Teams must be registered. Contact Open the Book, who will guide and train the team.
- The team will need to gather props to aid the re-telling of the Bible stories.
- It is recommended that the OtB team rehearse the assemblies before presenting at the school.
- Liaising with the school is important so the school can follow up the Bible story or the team can fit in with values the school are promoting.



For more information visit:

<https://www.biblesociety.org.uk/get-involved/open-the-book/otb-about-us>

A film to watch to see what Open the Book is and how it works:

<https://www.biblesociety.org.uk/get-involved/open-the-book>

Schools Work

The idea that Churches and Schools' can and should work together for the benefit of the child is not new. Together there should be mutual sharing and understanding of the best ways to communicate with and support Children, young people and families in ongoing nurture, wisdom and Christian understanding. Schools appreciate the experience of Christians to help them with their religious teaching.



How to start links with the local school:

- See getting started pages: In the Design section work with the school to meet their needs, in the Prepare section I & VII do not apply, V will be provided by the school and their policies should be followed. Follow the school's policy for Safeguarding.
- Contact the local school: introduce the church and identify the school's prayer needs so the church can support them in prayer.
- Ask where the church can support the school rather than having any set plans.
- Consider how the church can show love and support to the school

Suggestions for schools' work:

- Bake cakes for the staff at the beginning or end of each school term.
- Use the seasons of the year as ways to support school such as at Easter, Christmas etc, consider offering Experience Journeys.
- Provide Godly Play sessions, as part of the RE curriculum.
- Organise a lunchtime club for children and young people to be able to explore Faith and spirituality.
- Invite the school to visit the church
- Lead engaging and creative collective worship or Open the Book assemblies (pg11).
- Provide ideas and materials to create prayer spaces.
- Provide support for children going through transitions – scripture union have materials.

Useful websites to visit:

Barnabas in Churches www.barnabasinchurches.org.uk

Barnabas in Schools www.barnabasinschools.org.uk

Experience Journeys <https://jumpingfishpublications.co.uk/product-category/experience-journeys>

Godly Play www.godlyplay.org.uk

Going for Growth www.going4growth.org.uk

Local Church Local School www.localchurchlocalschool.org.uk

Schoolswork.co.uk www.schoolswork.co.uk

Scripture Union www.scriptureunion.org.uk/YourCommunity/Schools

Worship Workshop www.worshipworkshop.co.uk

Sunday provision for children

Separate provision for children during Sunday worship enables teaching to be specifically aimed at the children in the church family. These groups can be split by age or mixed-age groups, depending on space and the number of volunteers.

Sunday provision can be based around the lectionary or a completely different programme written specifically for the children.

How to start Sunday morning provision for Children:

- See getting started pages, in the Prepare section i will not apply.
- Consider the format of the group, review what works best and reflect on this as the children grow and when the dynamics of the group change.
- Consider which resource materials will be used to plan each session.
- Ask the families who attend the church if they would like Sunday morning provision for their children. Also, consider Intergenerational worship/ Worship for All.



For more information and programme materials visit:

<https://www.energize.uk.net>

<https://www.rootsontheweb.com>

<https://content.scriptureunion.org.uk/light-free-resources>

<https://www.goteach.org.uk>

<https://www.foundationstones.co.uk>

<https://www.thegoodbook.co.uk/series/click>

<https://www.group.com/childrens-ministry/sunday-school/hands-on-bible-curriculum>

<http://www.going4growth.com/home>

Youth Groups



There are broadly three types of youth groups for the church to consider. Firstly, an open-access club as a safe space for any young people in the parish to get together. This would primarily be a social group, perhaps with a short element of faith content, or an invitation to join with other discipleship groups.

Secondly, an outreach/explore group which offers teens a place to explore spirituality and ask questions about the Christian faith e.g., a youth Alpha group.

Thirdly, a discipleship group which offers a space for young people to deepen their faith commitment and be accompanied along their journey by youth leaders who nurture and seek to help members discern their God-given gifts and sense of calling. This could include confirmation classes.

Be clear about what type of group the church wishes to offer. There are many good resources that include helpful ways to encourage healthy group dynamics and get the group talking. Offering food is usually a good idea and there are funding streams available.



How to start a Youth Group:

- See getting started pages.
- Consider the age range of the group, where to advertise and recruit group members e.g. from children's groups or primary school leavers moving up to secondary school.
- Involve young people themselves in planning and reviewing how the group functions, including setting up the group space and reflecting on which resources, session plans and activities work best.
- Try to integrate the vision for this group within the wider ministry of the church – where do the young people come from and go to? Can young leaders be nurtured and serve in other church ministries?

For more information and programme materials visit:

Energize <https://www.energize.uk.net>

Youth for Christ: <https://resources.yfc.co.uk>

Premier Next Gen (Youth & Children's Work magazine) <https://www.premiernexgen.com/nexgenpro>

<https://alpha.org/youth>

<https://www.kleerseries.com>

Contact Simon Hill for further information: shill@cofe-worcester.org.uk



Faith through Films

'Faith through films' has been designed to enable a relevant way for young people to engage with the Christian faith. The resource provides links to God through films to help them think about Christianity and how faith impacts their everyday lives.

Each resource provides a Bible passage, a link to the film trailer, a paragraph on how themes from the film link to Christian themes, personal challenge suggestions and a prayer.

Faith through Films SCREEN 1

There are twelve films used in Screen 1. The films used in this category are classified as U (universal) or PG (parental guidance) by the British Board of Film Classification (BBFC).

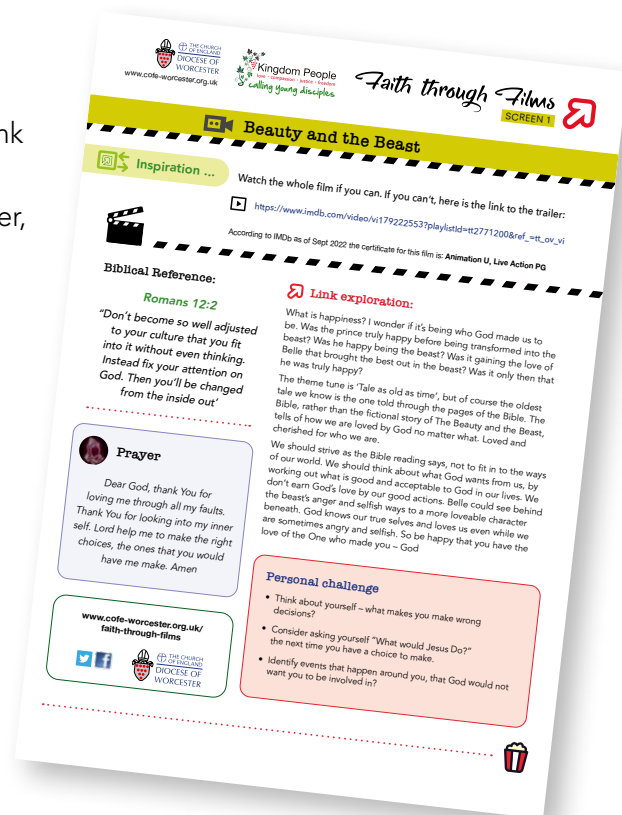
Faith through Films SCREEN 2

There are twelve films used in Screen 2. The films used in this category are classified as U, PG or 12 (suitable for 12 years or over) by the BBFC.

How to start 'Faith through films':

- Decide who will be the church point of contact.
- Ask parents if the church may keep in touch with the young people via them.
- Visit the Diocese of Worcester website page to locate the resource and forward it via email ensuring bcc (blind carbon copy) is used.
- Each resource identifies which film classification it has received from BBFC. A decision is needed as to whether the films and the resources are appropriate for the young people receiving these resources.
- Introduce the resource to the young people the first time it is forwarded, explaining the children or young people should watch the film (or trailer if there is no access to the actual film), then read the resource, actioning and reflecting on the personal challenge, ending with praying the prayer.
- The resource could be used in Sunday morning worship or church work specifically with KS2 and KS3, Screen 1 could also be used within a Café church setting.
- Encouraging the children and young people to keep a journal alongside this resource to note their thoughts and prayers could be beneficial to their spiritual, moral and social development.
- Please feel free to use the resource in whatever way it is most useful.

This resource has been produced by The Calling Young Disciples Team within the Diocese of Worcester.



For more information visit:

Resources available here:

<https://www.cofe-worcester.org.uk/faith-through-films>



Intergenerational Worship / Worship for All

'Intergenerational Worship' means all generations young and old come together for worship, learning from and listening to each other.

Being an intergenerational church is a spiritual discipline as it requires a person to look beyond their own needs and towards another person's needs. Children are encouraged to be the spiritual beings God has created them to be and we must learn from them as much as they learn from anyone else, along with adults building and deepening relationships together, who are more than a decade apart, this is intergenerational worship. This style of worship requires careful planning to create opportunities for people to learn from each other.

This style of worship is likely to be more interactive and various different mediums could be used including: drama, discussion, craft, videos, dance, music, games, food, quizzes, scripture, reading, and multi-sensory prayers. A good duration for this worship is 45 mins long.



How to start Intergenerational worship service:

- See getting started pages.
- Take a look at some of the links provided to get an idea of how worship may look, especially the link for going for growth – more than worship.
- Look at Spiritual styles (word, emotion, action, symbol) everyone is different, which could help create an inclusive act of worship.
- A good duration for this worship is 45 mins long.

For more information visit:

http://www.going4growth.com/downloads/More_than_Worship%2C_more_than_Sunday.pdf

<https://childrensministry.com/intergenerational-worship>

http://www.going4growth.com/growth_in_faith_and_worship/intergenerational-cjchurch

<https://www.reformedworship.org/article/june-2005/what-it-takes-ideas-planning-intergenerational-worship>

http://www.going4growth.com/growth_in_faith_and_worship/spirituality/spiritual-styles

<https://www.allageworshipresources.org>

<https://www.rootsontheweb.com/i-am-looking-for/resources-for-all-ages-together>

Book: All-sorts Worship by Claire Benton-Evans

Messy Church



Messy Church is an all-age fresh expression of church that offers counter-cultural transformation of family life through families coming together to be, to make, to eat and to celebrate God.

Messy Church is a form of church for children and adults that involves creativity, celebration and hospitality; primarily aimed at those who don't already belong to a church.

It typically includes a welcome, a creative time (with around six-eight activities) to explore the Biblical theme; a short celebration time involving story, prayer, song, games and similar; and a sit-down meal together at tables. **All elements are for and should be aimed at people of all ages,** adults and children. Messy Church is NOT a children's club.

How to start Messy Church:

- See getting started pages.
- Check out the Messy Church directory. Where a neighbouring church is already running Messy church, consider collaborating otherwise try not to clash with them.
- Contact the Messy church 'getting going team'.
- Consider buying the Messy Church Book 1: ISBN: 9780857461452 or subscribe to the Get Messy quarterly magazine.



For more information visit:

Messy Church: <https://www.messychurch.org.uk>

What is Messy Church – film: https://www.youtube.com/watch?v=mnmFaveW_8g

Getting going team: <https://www.messychurch.org.uk/getting-going-team>


Messy Church – directory: <https://www.messychurch.org.uk/messy-churches>

Messy Church – Goes Wild: <https://www.messychurch.org.uk/goeswild>
(see also Forest Church)

Brick Church

Brick Church uses Lego© to engage families in a church setting. Lego© is an inclusive toy that is readily available as larger blocks for younger children and technical sets for those a little older.

Brick Church can be set up however the church feels it would work best in that context. The leaders could create a session that uses Lego© to re-tell a Bible story in a visual way, e.g., building the Tower of Babel or moving the animals towards the ark, followed by some wondering questions e.g. "I wonder which was your favourite part of the story", "I wonder what X thought when God said/asked X", "I wonder what you would have done". The session could then continue using Lego© for a time of reflection, this is personal reflection time in which the Lego© can be utilised in any way that suits each individual. Prayers could also use Lego© e.g. by adding a brick to a tower of things we are sorry for and then getting someone to smash it down as we are forgiven; pick a brick out of a bag and think of the same number of things to thank God for as there are studs on the brick; or have a lucky dip bag and assign a prayer theme for each colour e.g. green – nature, red – sorry, blue – those who are sick, yellow – for our friends etc.



How to start Brick Church:

- See getting started pages.
- Gather Lego©. Local Facebook sites and appeals to the congregation usually gets great results.
- Consider buying books to plan sessions (see below).

Resources:

Building Faith Brick by Brick by Emily Slichter Given.

Building Faith Brick by Brick II by Emily Slichter Given.

Faith Builders by Davis A Henderson.

The Brick Bible by Brendan Powell Smith

Forest / Outdoor Church



Forest Church is all about getting together in the outdoors to worship God! There is so much in God's creation to help us think about God's greatness and inspire us to praise, thank and learn more about Him. The colours of creation, wildlife and changing seasons can all be great starting points for themed gatherings to explore together, which can lead to growing in faith and walking with God.

Jesus spent a great deal of His time teaching, praying and ministering to people outdoors and He often referred to the natural things around Him to point to a truth about God's Kingdom: "Look at the birds of the air.." (Matthew 6:26) "The Kingdom of Heaven is like a mustard seed planted in a field" (Matthew 13:31)

Being outdoors adds a new dimension to worship, taking away the walls of the church building can be really helpful for many people.



How to start Forest Church:

- See getting started pages.
- Location is especially important to consider for Forest Church – churchyard, field, park, school grounds etc. Get any necessary permission for using the land.
- A risk assessment is required for each session, considering changes to space, weather and varying activities.
- Forest church is designed to go ahead whatever the weather (unless dangerous!), advise families to come dressed for the weather that day.
- Try out the planned activities in the area to see if it all works.
- Have lots of fun worshipping God and being together in the wonderful outdoors!

There are many resources available to help:

<https://www.muddychurch.co.uk>

<https://www.dioceseofnorwich.org/resource/wild-church-toolkit>

<https://www.messychurch.org.uk/goeswild>

<https://grovebooks.co.uk/products/mev-127-forest-church-earthed-perspectives-on-the-gospel>

<https://www.rootsontheweb.com/media/21278/forest-church.pdf>

Book: 'Wild worship' by Rachel Summers